



Investing in high-quality early childhood education and educators, working in all settings, produces positive outcomes for children, families, and the economic future of our country.

GOAL: Access to High-Quality Early Learning

554,807

Number of children birth through 8 ⁽¹⁾

29%

Percentage of children birth through 5 who live in families with incomes below the federal poverty line ⁽²⁾

69%

Percentage of children with all available parents in the workforce ⁽³⁾

How Much Are Families Paying Annually for Child Care?



Infant ⁽⁴⁾

\$7,724



4 Year Old ⁽⁵⁾

\$6,906

Where Are Children Receiving Their Early Learning Experiences?

17,400

Number of children receiving child care assistance per month, on average ⁽⁶⁾

6.83%

Percentage of eligible children receiving child care assistance per month, on average** ⁽⁷⁾

3%

Percentage of children receiving child care assistance who are being served in family child care settings ⁽⁸⁾

21,006

Number of children in Head Start and Early Head Start programs ⁽⁹⁾

18,911

Number of children in state funded PreK programs* ⁽¹⁰⁾

42%

Percentage of people living in a child care desert ⁽¹¹⁾

26

Number of NAEYC accredited early learning programs ⁽¹²⁾

2,584

Number of children served in NAEYC accredited early learning programs ⁽¹³⁾

*State data may vary.

**This number includes children under 13 and those with disabilities ages 13-18. Percentages may vary based on state data for children under five, and infants and toddlers.

Goal: Advancing the Early Childhood Education Profession

What Supports Are Provided for the ECE Workforce?

20

Number of institutions of higher education with ECE programs ⁽¹⁾

8

Number of IHEs with NAEYC accredited and/or recognized programs ⁽²⁾

1,575

Number of licensed child care centers and family child care homes ⁽³⁾



Does the state provide scholarships to support early childhood educators in earning credentials and degrees? ⁽⁴⁾

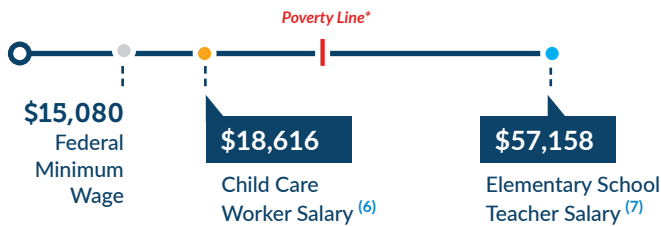
How Much Are Early Childhood Educators Compensated?

\$18,616

Est. Annual Salary

\$8.95

Child Care Workers Hourly Rate



53%

Percentage of the child care workforce receives public benefits ⁽⁸⁾



High-quality early childhood education depends on high-quality early childhood educators who ensure that children, supported by families, have the early experiences they need for a strong foundation.

What Kind of Federal Investment Supports Access to Child Care and Early Learning?

Head Start ⁽⁹⁾

\$188M

CCDBG ⁽¹⁰⁾

\$135M

TANF for Child Care ⁽¹¹⁾



\$11M

Preschool Development Grants ⁽¹²⁾

\$11M

Programs including IDEA, CACFP, CHIP, SNAP, and Medicaid, as well as tax credits such as the Child Care and Dependent Tax Credit and the Child Tax Credit, also provide critical investments to support the well-being of young children and their families.

*2020 Federal Poverty Guideline for a family of four in the 48 contiguous states and the District of Columbia is \$26,200 per year. The poverty guidelines are updated periodically in the Federal Register by the U.S. Department of Health and Human Services under the authority of 42 U.S.C. 9902(2).

America for Early Ed is powered by the National Association for the Education of Young Children (NAEYC)
naeyc.org | americaforearlyed.org   @naeyc @supportearlyed #ECEWins

© 2020 by the National Association for the Education of Young Children. Citations available upon request.

America for
Early Ed
naeyc